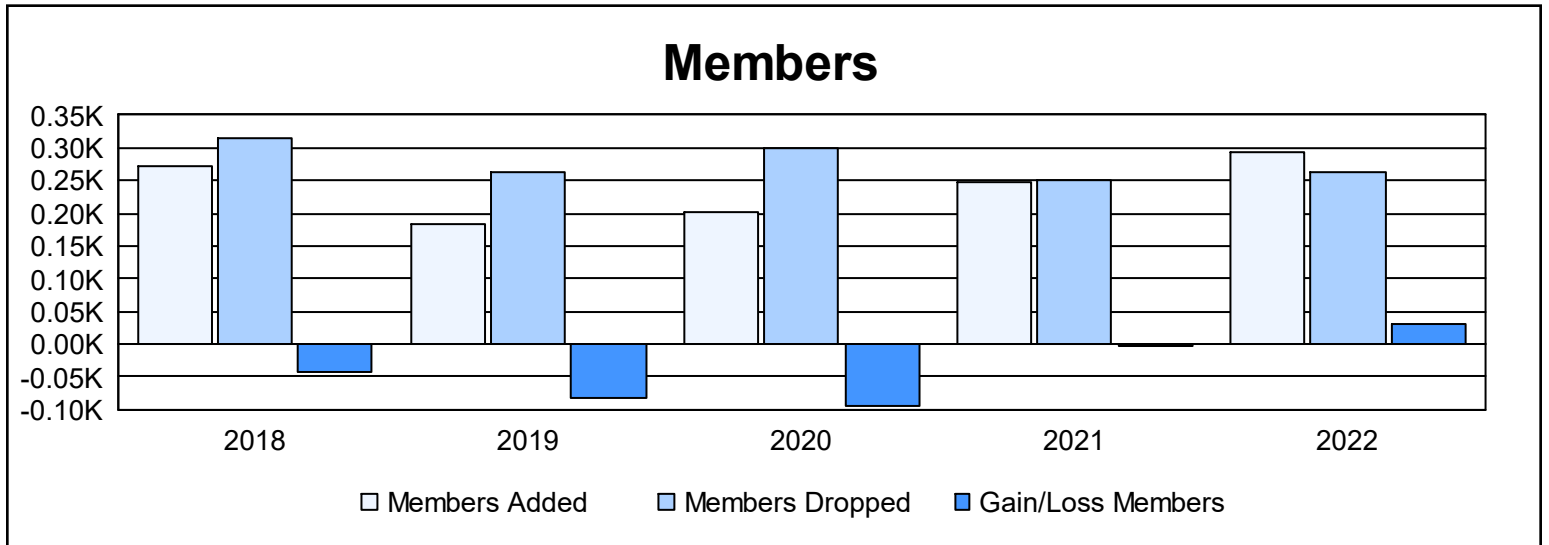
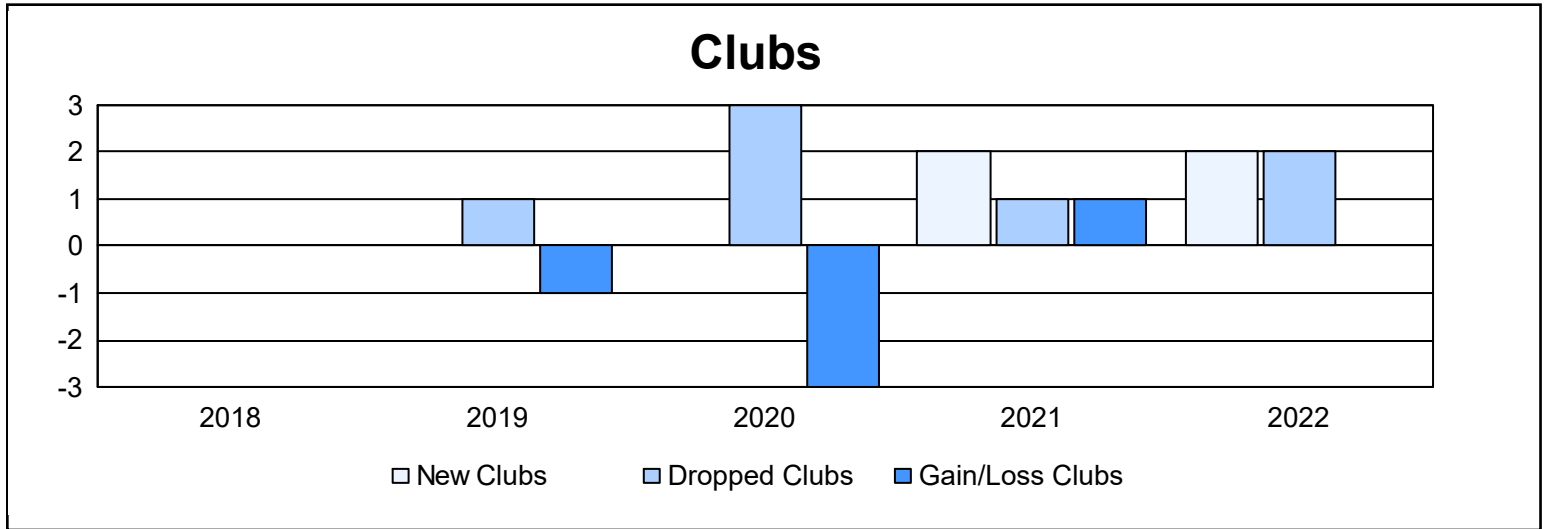
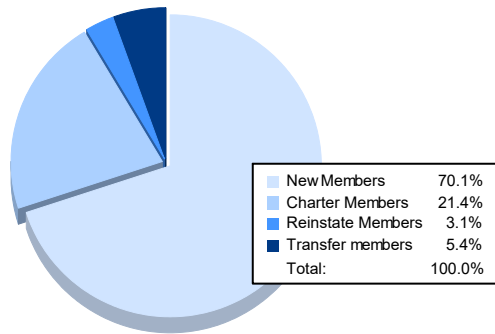


| Year           | New Clubs | Dropped Clubs | Gain/ Loss Clubs | New Members | Charter Members | Reinstate Members | Transfer Members | Total Member Added | Total Members Dropped | Gain/ Loss Members |
|----------------|-----------|---------------|------------------|-------------|-----------------|-------------------|------------------|--------------------|-----------------------|--------------------|
| 2017-2018      | 0         | 0             | 0                | 236         | 2               | 13                | 20               | 271                | 315                   | -44                |
| 2018-2019      | 0         | 1             | -1               | 152         | 3               | 17                | 11               | 183                | 264                   | -81                |
| 2019-2020      | 0         | 3             | -3               | 153         | 11              | 15                | 24               | 203                | 298                   | -95                |
| 2020-2021      | 2         | 1             | 1                | 139         | 75              | 13                | 20               | 247                | 250                   | -3                 |
| 2021-2022      | 2         | 2             | 0                | 206         | 63              | 9                 | 16               | 294                | 262                   | 32                 |
| <b>Average</b> | <b>1</b>  | <b>1</b>      | <b>-1</b>        | <b>177</b>  | <b>31</b>       | <b>13</b>         | <b>18</b>        | <b>240</b>         | <b>278</b>            | <b>-38</b>         |



### Membership Composition June 2022 Cumulative



### Gender Composition June 2022 Cumulative

